

Thickness of energy storage pack water cooling plate

What is a liquid cold plate?

Liquid cold plates can be customized in a wide range of geometries, sizes, and manufacturing methods based on requirements and use. Electric Vehicle cold plates are typically thin (< 15 mm thickness) with a very large surface area to accommodate all the batteries. Due to cost and weight constraints, aluminum is the material of choice.

What is a channeled liquid cooling thermal management system of lithium-ion battery pack?

A channeled liquid cooling thermal management system of Lithium-ion battery pack for electric vehicles to study the thermal behaviour, and hence to investigate the effects of discharge rates and the heat exchange area between neighbouring batteries is discussed in .

What coolant is used in a battery cold plate?

The coolant used is a 30-70 mixture of ethylene glycol and water with a flow rate of 5 liters per minute (LPM) at an inlet temperature of 20°C. These chosen values are typical of battery cold plates in practical applications. Fig. 2. Schematic of baseline battery cold plate showing top view (above) and side view (below) with flow baffles

What is a typical battery cold plate?

A typical battery cold plate was chosen for this study with the dimensions of 250 x 500 x 10 mm and a uniform heat load of 500 W on both sides. The coolant used was a mixture of ethylene glycol and water. A simulation model was created using the commercially available CFD tool FloTHERM.

What is the maximum temperature of a battery cold plate?

The maximum temperature of the cold plate was around 27°C and the surface temperature variation T_{max} was around 5.4°C, both within the typical performance requirements of battery cold plates. The fluid temperature rise from inlet to outlet is around 3.1°C.

How to design and optimize cold plates for EV batteries?

Design and optimization of cold plates require tradeoffs between conflicting requirements including thermal resistance, pressure drop, and manufacturing constraints. In the case of EV batteries, it is also very important to consider the surface temperature uniformity of the cold plate.

The rapid advancement of electric vehicles (EVs) has significantly driven the development of power battery technology. The advancement in the power and specific energy ...

New Energy Vehicle, Electric Vehicle (EV), Energy Storage System (ESS) Advantages Experienced in providing design, optimization and thermal simulation for clients. ... Electric Vehicles Battery Pack Water Cold Plate; Next New ...

Thickness of energy storage pack water cooling plate

The cooling plate structures used for the experiment and simulation are shown in Fig. 5 (a) and (b), respectively. The cooling plate was designed as 154 mm \times 79 mm \times 6 mm (length \times width \times thickness), where the channel thickness were 2 mm. The cooling plate was made up of two separate plates connected by bolts and screws.

Cold plates utilized in electric vehicles need to maintain a battery temperature range of 20-40C and a temperature uniformity of less than 5C between the batteries. Design ...

Water Cooling Plate Supplier, Serpentine Tube, Aluminum Stamping Plate Manufacturers/ Suppliers - Trumony Aluminum Limited ... For products mainly include liquid-cooling components for power battery packs, liquid-cooling ...

The liquid cold plate system optimized by CFD thermal simulation maintains excellent heat dissipation performance under 1Mpa high pressure, and the cold plate thickness of 2-3mm is ...

Using liquid cooling tube, EV manufacturers gain benefits in multiple places: 1. Make EV racks into more compacted size, so power density increased, as well as land utilization. 2. Having much increased heat dissipation performance, so ...

The thickness of the cooling plate is 5 mm while the coolant channel is 3 mm in all designs. For the cooling plate with this single-channel, the coolant channel has the same shape as the plate. For the cooling plate with 6 mini-channels, each channel is designed with the width of 7 ...

A battery cooling plate was modeled parametrically and assessed using CFD. Numerical optimization was applied to improve its design. Objective functions of mean temperature, pressure drop, and temperature uniformity. Mean temperature and pressure drop optimum designs have wide coolant channels. Temperature uniformity optimum design has ...

Among different active cooling systems, liquid cooling is the most widely used strategy for BTMSs in automobile industry because of its high heat transfer capacity, simpler mechanical structure, and a more stable thermal performance than the active air cooling or two-phase refrigerant cooling [30, 31] the automobile industry, cold plates are the most widely ...

A BTMS with the battery box, toothed liquid cooling plates, and batteries is designed to ensure the working performance and safety of the battery pack. The battery box, constructed of aluminum, measures 67 \times 154 \times 262 mm with a thickness of 2 mm. In addition, the toothed liquid cooling plate snugly accommodates the

Lithium-ion batteries play a key role in the development of electric vehicles and energy storage station, ... Fig.

Thickness of energy storage pack water cooling plate

8 illustrates the experimental temperature variation of battery pack with water pipe passive cooling in the dynamic cycling rate at 0.5 C, 1 C and 3 C. It can be seen that the trend of temperature distribution of each point ...

The energy storage system roll bonding water cold plate is made of two layers of aluminum plates, the main process is hot rolling, leakage test, and insulation coating etc.

Lithium-ion batteries cooling tube plate: Size: As your design: Thickness(after stamping) 8mm: Cooling type: water cooling: Structure: flow channel upper plate /covered down plate / CNC connctors / plastic quick connectors : Application: ...

The general cover plate thickness is 2-3mm, with an allowance of about 0.5mm, which can meet the pressure within 1 megapascal. Weld edge margin: There should be a margin of friction stir ...

ReTek is professional on manufacturing liquid cooling plates and tubes for EV and ESS, it focuses on the new energy vehicles and energy storage and are committed to providing innovative, safe and efficient solutions for thermal ...

water cooling plate liquid cooling plate? ,? ,() ...

The water-cooling plate is a crucial component in the cooling system. ... and the thickness of the copper pipe is not subjected to secondary processing. The filler provides protection, ensuring safety, making it ...

The energy storage system prismatic battery liquid cooled plate circulates through the coolant in the liquid flow channel to transfer excess heat to achieve cooling function, is the key component of the liquid cooling system.

Lithium-ion batteries are widely used in energy storage systems owing to their high energy storage density, high energy storage efficiency, and stability. However, the power density of energy storage system is usually limited by thermal management. In this paper, the temperature distribution of the battery along the height direction is obtained.

Combining with optimizing the inlet velocity and Al-plate thickness, the cooling performance can be further enhanced to a comparable level with that of the traditional complex structures. ... Table 1), for example, inserting a LCP by every one or two cells or arranging complex LC pipes connected with pumps and water tanks [38], [39 ...

In the traditional liquid cooling BTMS, the microchannels are mostly arranged in the cooling plate [5], resulting in a cooling plate thickness of 1-2 mm [12, 25]. In the liquid cooling structure proposed in this paper, the cooling tube is placed on the periphery of the plate, resulting in a cooling plate thickness of just 0.2 mm.

Thickness of energy storage pack water cooling plate

Furthermore, the design includes three liquid cooling plate configurations, referred to as hexagonal channels, diamond channels, and triangular channels. These channels have a diameter of 2 mm, while the cooling plate boasts a thickness of 3 mm. The water/ethylene glycol solution is chosen as a coolant.

Combined with previous research, in this study, we set initial battery spacing as 0.5 mm to make sure PCM filling and increase the pack energy density. The liquid cooling plate is U-shaped and the material is aluminum. The thickness of the plate side wall and coolant channel are 0.5 mm and 2 mm, respectively.

Trumonytechs water cooling plates, also known as liquid cooling plates, are primarily made from high-thermal-conductivity aluminum. They are mainly used in battery pack cooling solutions. It is a cooling method that is ...

The optimal cooling plate parameters were found to be a tube diameter of 0.75 mm, tube spacing of 8 mm, and thickness of 0.25 mm, resulting in an 82.4 % reduction in cooling plate mass. ... Without a secondary heat sink, the heat storage density and thickness of the PCM covering the battery module determine the total heat storage capacity of ...

Energy Storage Battery Pack Cooling New Energy Vehicle 7mm Thickness Liquid Flow Cooler Cooling Aluminum Cooling Plate. ... Aluminum Water Cooling Plate;Surface treatment:Insulation;Type:Braze Aluminum Extrusions Profiles;Deep process:Punching Drilling Precision Cutting CNC;Material:Aluminum Alloy;Usage:Industry Automation;Payment term:30% ...

liquid cooling strategy based on thermal silica plates combined with the cooling effect of water. The experimental results demonstrated that the addition of thermal silica plates ...

Su et al. [17] established a Computational fluid dynamics model of the battery thermal management system and used Genetic programming (GP) to build a Surrogate model and used NSGA - II as a multi-objective genetic algorithm to analyze the combined impact of the thickness of the cooling plate, the wall thickness of the cooling plate, the inlet ...

The new energy vehicle battery pack liquid cold plate is widely used in electric vehicle battery cooling, suitable for square battery and soft pack battery. It can be customized to different shapes and sizes, and can be installed with water ...


An encapsulated cooling fluid that is circulated to the battery where heat is transferred to and from the fluid. Heat is removed and added to this fluid away from the battery pack using a radiator and/or heat exchanger. Probably the ...

Compared with air cooling systems, liquid cooling exhibits a higher cooling efficiency. In vehicle cooling


Thickness of energy storage pack water cooling plate





applications, indirect liquid cooling was better than direct liquid cooling due to its higher safety, lower coolant viscosity coefficient [25, 26], and lower maintenance costs [27]. Due to the strict space-limitation of the battery pack, a cooling plate was preferred [28].

Web: <https://www.eastcoastpower.co.za>



The advertisement features a white background with a central image of a grey Energy Storage System (ESS) unit. The unit has a green vertical stripe down the center and a green 'ESS' logo at the top. It is mounted on a black base with two yellow warning symbols. Above the unit, there are four flags: Germany, the European Union, the United States, and the United Kingdom. To the left of the unit, there are several text blocks in red and black, detailing product models, dimensions, capacity, and cooling methods. A 'TAX FREE' label with a truck icon is also present.

 **TAX FREE**

ENERGY STORAGE SYSTEM

Product Model
HJ-ESS-215A(100KW/215KWh)
HJ-ESS-115A(50KW 115KWh)

Dimensions
1600*1280*2200mm
1600*1200*2000mm

Rated Battery Capacity
215KWH/115KWH

Battery Cooling Method
Air Cooled/Liquid Cooled

ESS
Energy Storage System

Page 5/5